



PREVISIONI VENDEMMIALI

2020

Ministero delle Politiche Agricole, Alimentari e Forestali

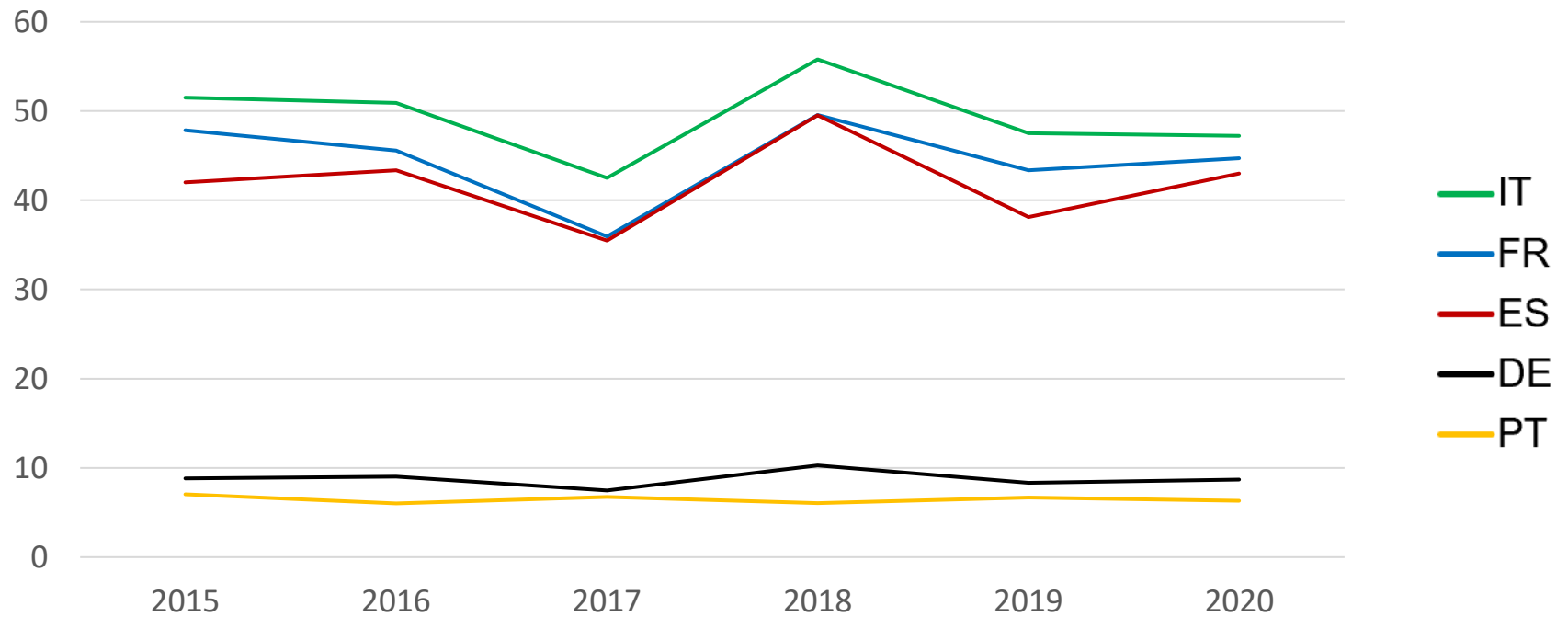


PREVISIONI VENDEMMIALI

————— 2020 —————


Ignacio Sánchez Recarte – CEEV

Wine and Must Production

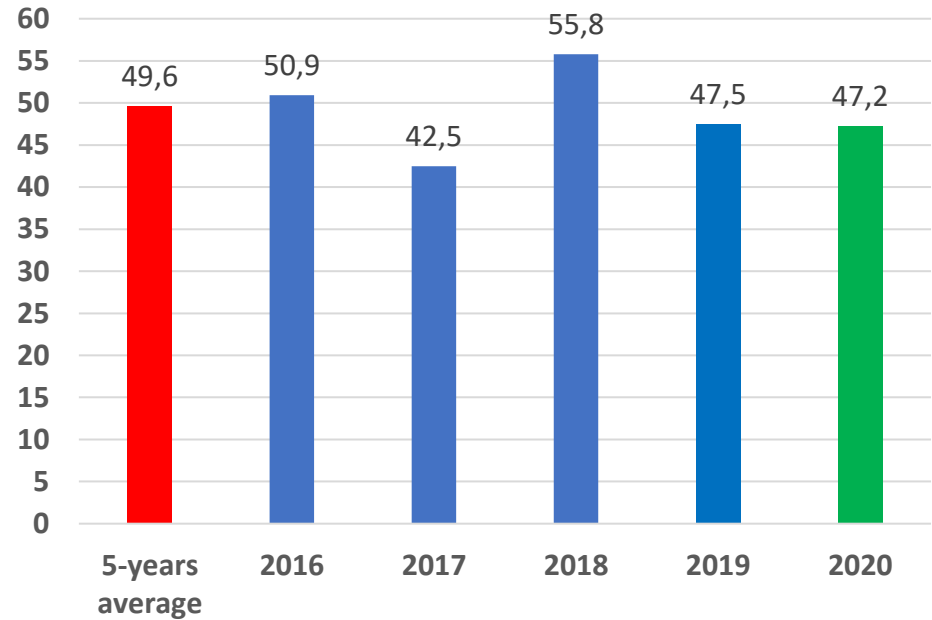


2020 vs 2019 (Top5): Slight increase +5,9 Mhl

ITALIA

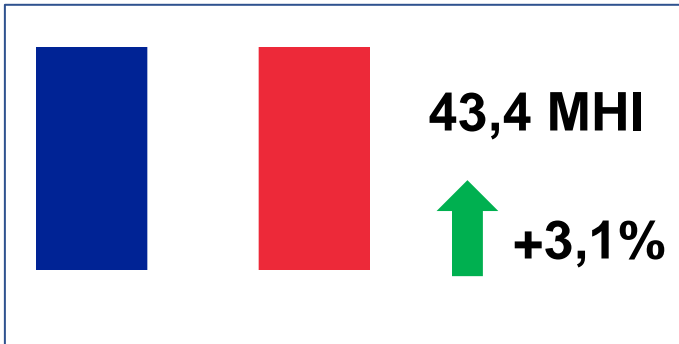


Wine and Must Production - IT

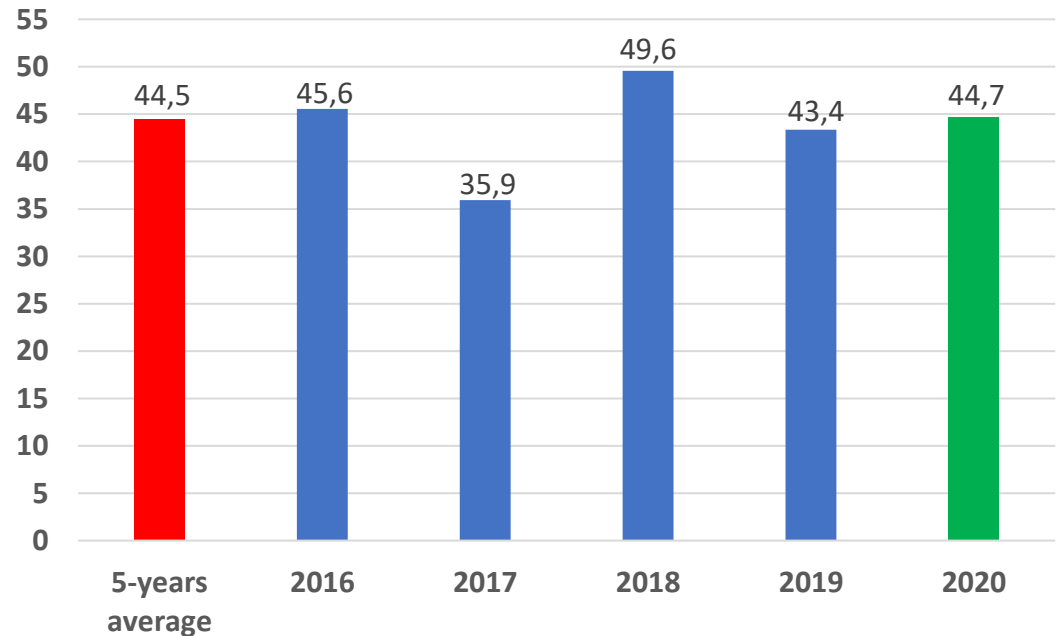


Still 1st producer in the EU and in the world!

FRANCE

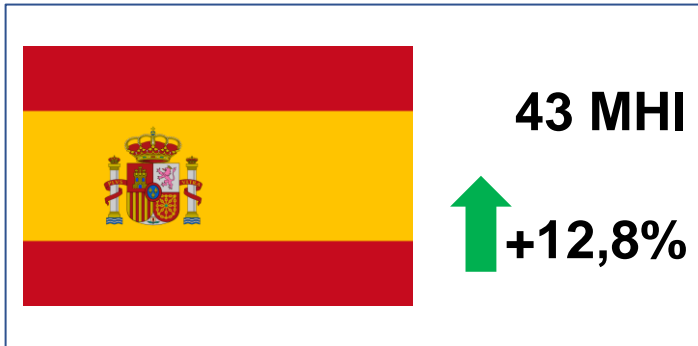


Wine and Must Production - FR

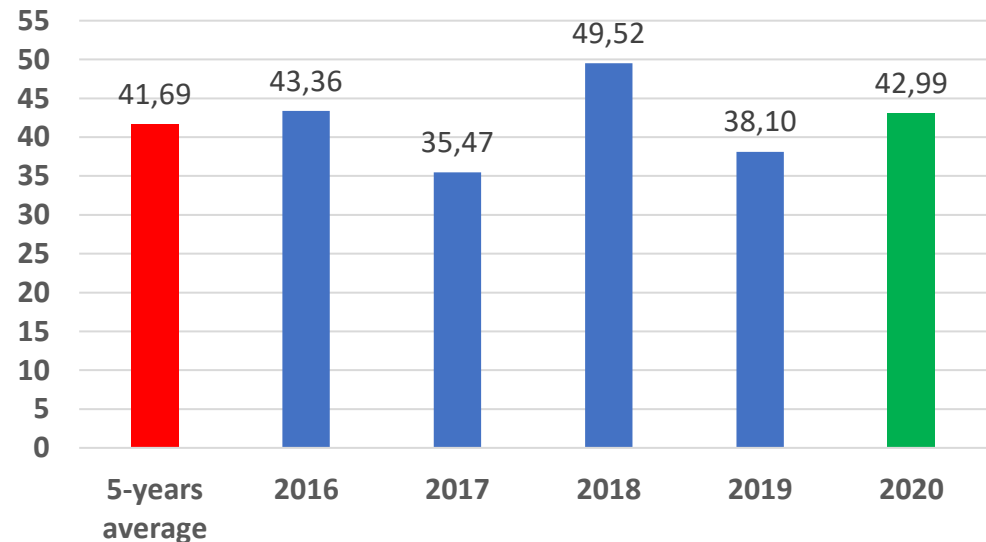


- **-22%:** Agreed reduction of yield in Champagne (from 10.200 to 8.000 kg/ha)
- **3,19 Mhl:** Requests for crisis distillation
- **60%:** Requests of distillation coming from Bordeaux & Languedoc
- **-25%:** US purchases of French wine in first semester of 2020

SPAIN



Wine and Must Production - ES



CASTILLA LA MANCHA

- 23 Mhl → + 15% than in 2019
- Price tensions: -[25-30] % in certain areas

CAVA

- [0,30-0,75] €/kg
- Same prices for big wineries
- Reduction of yield: from 12.000 to 10.000kg/ha

STOCKS

- 40 Mhl of wine
- 2,8 Mhl of must

NON VINIFIED

- 3,8 Mhl in 2018

CRISIS DISTILLATION

- 2 Mhl

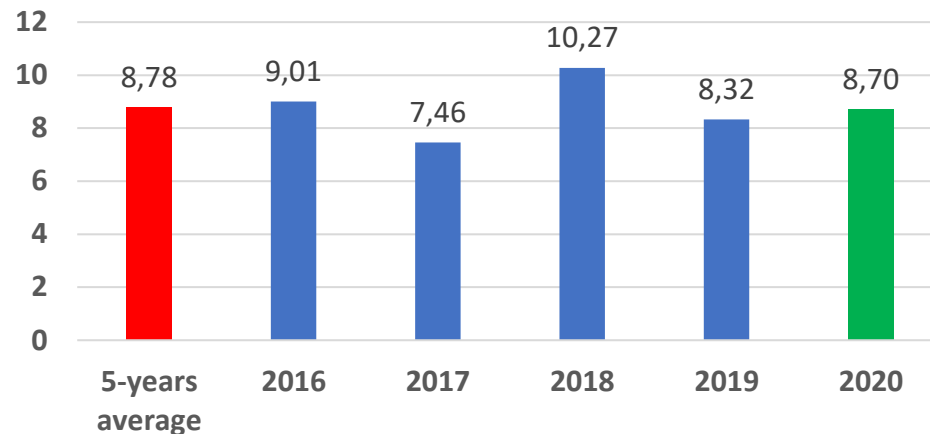
GERMANY



8,5 MHI

↑ +4,5%

Wine and Must Production - DE



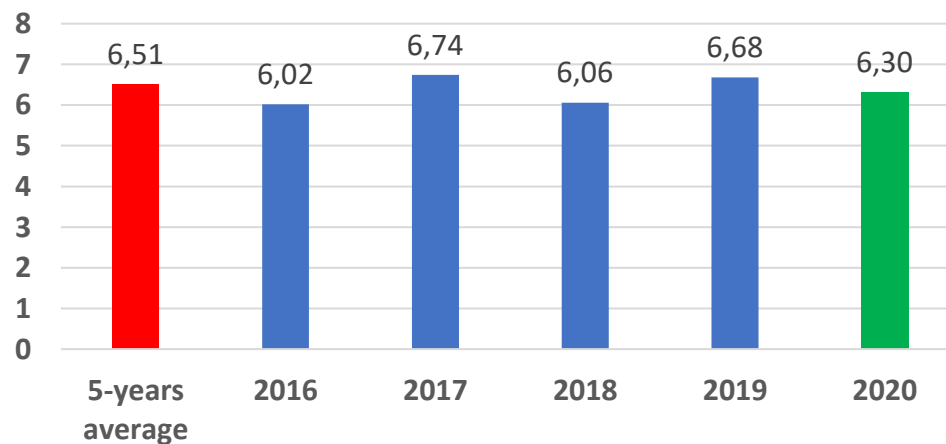
PORTUGAL



6,3 MHI














↓ -5,7%

Wine and Must Production - PT



REST OF THE WORLD

Southern Hemisphere Wine Production 2020

	Prov. 2019	Prel. 2020	Trend 2020	Var. 20-19 (%)	Trend 2000-2020
Argentina	13 019	11 600		-10.9%	
Australia	11 970	11 500		-3.9%	
Brazil	2 025	2 000		-1.2%	
Chile	11 939	10 500		-12.1%	
New Zealand	2 974	2 900		-2.5%	
South Africa	9 696	10 200		5.2%	
Uruguay	585	650		11.1%	